

[← Previous](#)[Coordinated Defense Support
Between Sovereign Neighborhoods](#)[Next →](#)[Offensive Intelligence and Asymmetric
Warfare Network](#)

Crisis Notification & Documentation Protocol

1. Purpose and Function

In the event of a crisis — whether natural disaster, violent incursion, state retaliation, or sudden collapse of local infrastructure — every Sovereign Neighborhood must have a rapid and reliable method to:

- Notify nearby Sovereign Communities (SCs) of the emergency.
- Alert the broader public and allies to ensure the crisis cannot be hidden, distorted, or ignored.
- Document events in real time, creating an undeniable record of what occurred, who was affected, and how the people responded.

This protocol ensures that no Sovereign Neighborhood suffers in silence or is erased by disinformation. A crisis endured by one is witnessed, amplified, and supported by all.

2. Step-by-Step Implementation Guide

Step 1: Establish a Crisis Communications Team

- Each Sovereign Neighborhood designates 3–5 trusted individuals as the “Crisis Relay.”
- Their tasks are to maintain crisis contact lists, handle alerts, and activate the notification chain when needed.
- They coordinate directly with the Communications Working Group (*already established under the Sovereign Code System*).

Step 2: Create a Tiered Notification Chain

- **Internal Alert:** Inform all households in the neighborhood within minutes.
- **Inter-Community Alert:** Relay to nearby SCs via secure codes, radio frequencies, or messengers.
- **Public Alert:** Once verified, a concise crisis statement is prepared for distribution to sympathetic journalists, allied organizations, and social media channels.

Step 3: Assign Neighborhood Reporters

- Each neighborhood chooses at least 2 “Community Reporters.”
- Their role is to document with photos, audio, written testimony, or video — and immediately transmit copies to multiple safe storage points.



- Reporters must never act alone; they are paired with a protection partner from the neighborhood defense corps.

Step 4: Secure Documentation & Archiving

All documentation is stored in three layers:




1. **Local Archive:** Physical copies, encrypted drives hidden within the neighborhood.
2. **Distributed Archive:** Sent to trusted SCs in other regions for safekeeping.
3. **Public Archive:** Selected material released immediately to prevent cover-ups.

Step 5: Monthly Crisis Drills

- Once a month, neighborhoods run a mock “Crisis Drill,” where the notification chain and documentation roles are tested.
- Failures are reviewed, protocols updated, and codes rotated for security.

3. Operational Features and Coordination Mechanisms

Code-Based Crisis Levels:

-  Yellow = escalating tensions
-  Orange = immediate neighborhood disruption (*raid, blockade, disaster*)
-  Red = active life-threatening crisis

Trusted Distribution Channels

- Pre-approved social media accounts, encrypted mailing lists, underground radio broadcasts, and allied outlets that have pledged to amplify people’s reports without state filtering.

Emergency Press Releases

- Crisis Reporters prepare a 2–3 sentence template statement in advance (e.g., “*Our neighborhood is under active raid/blockade. Families are at risk. We call on all Sovereign Communities and the public to witness and respond.*”)

Cross-Check & Verification

- No single individual is allowed to release crisis reports unverified; at least two Crisis Relay members must confirm before public broadcast.

4. Historical Inspiration and Revolutionary Context

Black Panther Party

Panthers deployed community observers with cameras and notebooks to document police brutality in real time, ensuring their communities’ struggles were seen and believed.



Maintained underground presses and couriers who reported Nazi raids immediately to international outlets, preventing propaganda cover-ups.

Standing Rock (2016)

Indigenous water protectors designated media teams to broadcast live, ensuring state violence was witnessed worldwide.

← **Previous**

[Coordinated Defense Support
Between Sovereign Neighborhoods](#)

Next →

[Offensive Intelligence and Asymmetric
Warfare Network](#)